

St Aidan's Catholic Primary Academy

Benton Road, Ilford, Essex. IG1 4AS

Tel: 020 8590 5223 Fax: 020 8503 8344

email: admin@st-aidans.redbridge.sch.uk

website: www.staidansacademy.org

Headteacher: Mrs Victoria Campling (BA Hons)



Monthly Newsletter March 2024

Follow us on twitter: [@staidansrprim1](https://twitter.com/staidansrprim1)

'Together we enjoy Learning, Achieving, Sharing and Praying. Let Jesus Love shine through in everything we do.'



Holy Week

Dear Parents/Carers,

Catholic Schools Inspection:

We are very proud of our CSI result following our inspection this month. St Aidan's was recognised as outstanding for Catholic Life and Mission which is the core of our wonderful school family. I thank all the staff and pupils for showcasing our school in such a proud and confident way. Thank to all the parents who participated in the parent group with the inspectors and to all of you who completed the survey writing such wonderful comments about the school community. We continue to serve all our families with Jesus' love shining through in all we do.

BMX experience:

We were very lucky to be offered the BMX experience 'Growth mindset on wheels' this month. Mike Mullen's led an inspiring assembly reminding the children about resilience and trying again. He introduced a new word – Flearning 'fail to learn'. Year 5 & 6 then had the fantastic opportunity to try out BMX bikes and new skills.

Holy week:

Each class produced a beautiful piece of artwork for the stations of the cross which have been on display in the hall. Thank you to those parents who attended the prayerful experience reminding us of Jesus' suffering and dying on the cross for the love of us all. Key Stage 2 presented a wonderful, prayerful presentation of the Easter story on Wednesday. The singing warmed everyone's hearts!

Today we finished with the Lent walk for CAFOD and Bonnet parade dancing round the playground wearing our purple in solidarity for those in need. A sea of colour and fantastic efforts with the bonnets celebrating Easter and Jesus is risen!

St Aidan's staff news:

We wish Mrs Darcy all the best as she starts her Maternity leave and we look forward to hearing the wonderful news very soon. We welcome Mrs Golding to our staff team who will be Class 6Da's new teacher for the Summer term.

Journalists:

Please enjoy the children's articles this month – Ethan (5D), Paula (5D), Evaan (3/4R), Sasha (4W), Botond (5D), Dua (5D), Becky (6Dw), Asaad (6Dw), John (6Dw), Sofiya (6Da).

Thank you for your continued support, have a restful Easter break with your families and rejoice in the Risen Christ this coming Easter Sunday.

Kind regards, *Mrs. Campling*

Please ensure all your contact details are up to date with the school office and inform them of any changes. Please ensure you have provided emergency contact details for your child. Thank you.

Diary dates

15/4/24 – School re-opens for Summer term at 8:45am

17/4/24 – Reception sight/hearing tests

18/4/24 – Yr 4 Swim lessons begin

6/5/24 – School closed Bank holiday

13/5/24 – Yr 6 SATs week

22/5/24 – May Month of Mary procession in the prayer garden at 9:15am Parents welcome

23/5/24 – Yr 6 citizenship event

24/5/24 – Olympic athlete visit
End of Half term at 3:20pm

4/6/24 – School re-opens at 8:45am

Summer school uniform

Summer uniform can be worn from the 15th April, please ensure you check the uniform requirements on the website

<https://www.staidansacademy.org/school-information/uniform/>

- Blue & white gingham dress (not all in one playsuits) or St Aidan's blue polo shirt & grey shorts or trousers
- St Aidan's cardigan or St Aidan's V neck jumper
- White socks with dress or grey socks with shorts/trousers
- Flat and/or sensible black shoes (no trainers)
- Or Short sleeved blue shirt & St Aidan's School tie
- Plain Black/Navy/Maroon coat or St Aidan's coat
- St Aidan's baseball cap

All items must be name labelled clearly and the children should have a water bottle with them every day.

Pre-loved items are on offer – please contact the school office and speak to Ms Jenkins about the sizes you require.



Easter bonnet winners!



Well done to all the children who made an Easter bonnet for our parade today. Fantastic effort and fun!

The winners are:

Tiana – Nur	Kimberley – 2A
Sophia – RC	Poppy – 3W
Nyara – RC	Charra – 4W
Aramis – RC	Ellie-Mae – 5D
Amyra – RS	Zohar – 5D
Maria – RS	Enya – 6Dw
Alex – 1M	Sanaya – 6Da
Jeremiah – 1M	Hector – 6Dw



Handmade School hair bows on sale

Large bow - £2,

Whole set - £5

Contact the school office to place an order






Summer Fete

Save the date!

Thursday 4th July

We are looking for parent helpers to organise the event, please speak to Mrs Campling if you are interested and can offer time to help.

St Aidan's News!




Stations of the cross beautifully created by each class.





Class 4W Trip to Eastbury Manor



BMX experience



Gold award – Choir of the year competition




CAFOD lent walk & Easter bonnet parade

Stations Of The Cross

Today we did the stations of the cross! At first we have to turn on a candle for each station. Then we have to listen to our teacher that will read about each one. After we are done with the first station we move on! We all have to say "We praise you O Lord because of your Holy Cross you saved the world!"

Each station represents what happened to Jesus when he got crucified. We should respect Jesus because he sacrificed himself for us. It is really really sad, because we all had to see Jesus suffer to give us eternal peace! The cross means like it is our suffering.

We all had to be respectful to Jesus because we all had to be respectful to him. And that's what happened in the stations of the cross!



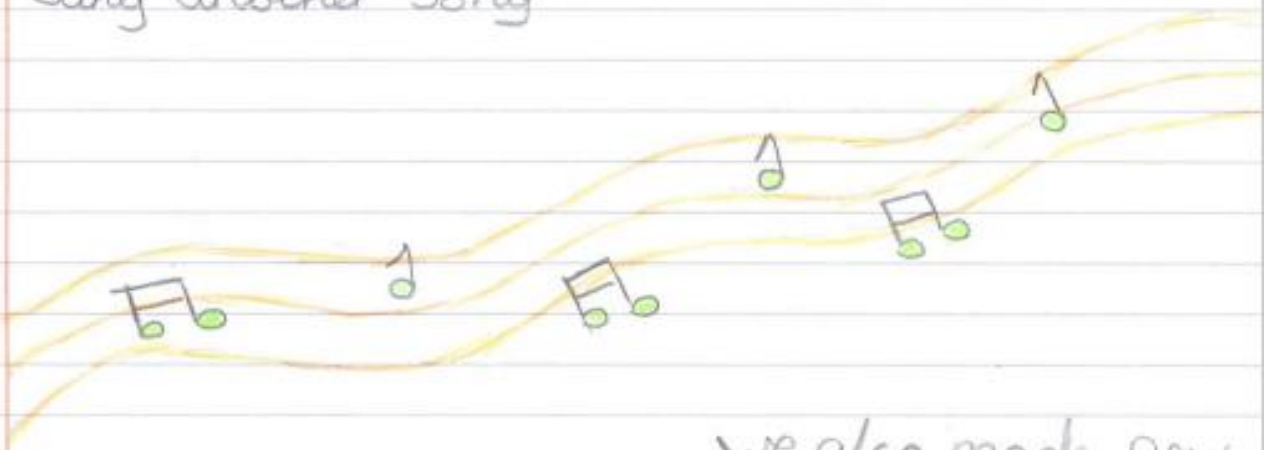
Cross

Ethan
5D

Farnham Green

CHOIR TRIP

When we went to Farnham
green primary we got so
nervous when we went up
on the stage and we sang
a gospel mashup but
sadly we did not go to
the next round. then after we
sang another song



we also made new
friends



We sang reason to sing

BMX resilience assembly

We had a visit from an incredible BMX rider. His name was Mike and he was a pro biker who trained for years. When he was young he was inspired by another pro biker he read about in a newspaper. This encouraged him to be brave and believe that he could try the same. As a young child he was shy and had no confidence. However, BMX biking made him courageous and optimistic. It changed his life, forever. He showed us some unbelievable stunts and tricks. He also spoke about how each time he failed he tried again we learnt the importance of yet. We can't do it yet! He made up the word flearn which means to fail but learn through the process. He made me feel like I can reach my dreams and to never give up.

Evaan 3/4R



Trip to Eastbury Manor House

On Tuesday 12th March, 4W went on an epic school trip to learn about the Tudors. We learned about the owner of the house, Mr Sisley and how old the house was. The house is called Eastbury Manor. It was fantastic!

First, we board a luxurious, grey coach. It took us about thirty minutes to get there. Next, we were greeted by our afternoon teacher called Barbra who has taught groups for a long time.

Then our morning session teacher, Pat, came in to teach us about Tudors. We sat quite close to a large fireplace. When we went upstairs, we tried to find the River Thames but we couldn't because it was too rainy.

About 12:30, we had lunch and then we visited the old toilets which was very different to our toilets today. We also heard more interesting facts about the Tudors. Next two children were chosen to dress up as Tudors. It was amazing to see them dressed in Tudor costumes.

After that, we went downstairs to do some Tudor dancing. Finally, we said our goodbyes and went back to school. I really enjoyed the trip and learned so much about the Tudors.

Sasha 4W

Sasha (4W)

Botond
5D

BMX (assembly)

Don't
give
up

On a Thursday a man named Mike Mullen came to the school. At 9:10am, he held an assembly about BMX biking. He said we should never say I can't.

Be
brave

He said, we should always say I can't... yet!



He said we should always fear. He showed us a few tricks such as riding on one wheel.

Fear = learn
Jim Johnson



F
L E A R

BMX Bike experience

I had a marvellous time when Mike visited us and taught us how to ride BMX bikes and learn new tricks that I didn't know.

Learning from FAILURE!!

He said that we should keep flearning and never give up!!

mm

We had to pick partners then collect our helmets and our bikes. I felt slightly nervous because I haven't been on a bike for 2 years.

mm

Then we would go on 2 laps on the bike first it was my turn then it was my partners turn after I did 2 laps on the bike.

After that Mike gave us ramps to go on he said that if we go slow you will fall down but if you go fast you won't fall down.

mm

Then we had to do some tricks that was a bit scary for me.

But I had fabulous time (L)

FLEARN

From Dua SD

BMX Day

BMX Day was on Thursday 14th March. That morning, Mike Mollon, (a 6-time BMX winner) came to Saint Aidans and we had an assembly that same day. He taught us a new word called flearning. It means learning from your failures.

Year 5 and 6 had to come to school in their PE kits that day because we were going to learn tricks on the bikes. We were separated into 2 groups depending whether we could ride a bike or not. The Track Team (people who could ride a bike) and The Ballards Team (people who couldn't ride a bike). The Ballards learn how to ride a bike but The Track Team learnt various tricks. I was in The Track Team.

In my opinion, this day was extremely fun and exciting. Learning the tricks was interesting because at one point there was a trick where we had to stand up on our bikes. It was such a breathtaking experience for everyone. In the assembly, Miss Williams had to lay flat on the floor and Mike jumped over her with his bike. It was shocking. Overall, It was an extremely fun day.

Becky 6DW

Becky (6Dw)

BMX day!

During this special day a professional BMX rider Mike taught us year 5 and 6 to ride a bike. We were split into two teams, people who could ride were the track team, followed up by the rookies in the middle we were beginners. While the track team circled the center we practised peddling with our feet, we had to do this to earn our peddles. We were taught how to control by turning our body, balancing our bike, doing turns and braking our bike. To earn our first peddle we had to do the course at fast speeds, despite our beginner mistakes, we got through with ease. To earn our second peddle we had to move at a fast speed peddling which everyone passed!

We then finally moved to riding a two peddle bike, we pushed with our legs then got up and peddled, it was fun to go at fast speeds while standing up.

This lesson was done to help us ride a bike and train us, we were also taught from professional Mike that you should stay determined to achieve our goals. To also remember I can't do it. Yet.

Asaad (6Dw)

BMX Day

On Thursday 14th March 2024 was BMX Day. We brought in our PE kit and we had BMX Day. There were two groups and one of them were going to ride bikes from 11am to 12pm and the others from 1pm to 2pm.

The main person there was Mike Mullen (a six time world champion) and he was doing all sorts of tricks and freestyles. He even jumped over a teacher! In the BMX session there were two groups, the Track Team and the Balancing Team.

The Balancing Team was full of people who didn't know how to ride a bike. The Track Team was full of people who knew how to ride a bike. The Balancing people in the Balancing Team tried their best to learn how to ride a bike but the others were trying to learn tricks.

I was on the Balancing Team and I had a great amount of fun. Everyone hopes that they can do this again. I loved it.

John (6Dw)

Friday, 15th March 2024

(Time Machine)



In this experiment, we were making time machines using plastic bottles and water. In this photo, I was using a stop-watch, once it has reached 1 min I drew a line on the bottle.

Firstly, we cut half of the bottle and we made a hole in the lid. After we put water in it and used the stopwatch to check after 1 minute.



It took some trying to make it work because sometimes the hole may be too small or it may be leaking. To prevent the leaking we used blue tape.

Science

Week (Gardening)



In this lesson we were planting with our group. Our group planted sage, aubergine and broccoli. We all planted different things and put them in our classroom since it was too cold.

Firstly, we filled our pots with compost and made mini holes so we could plant our seeds. After we planted them we watered them and put it inside as the weather was too cold.



We also cleaned up our class box and put some spinach and carrot seeds. It was very dirty before we had cleaned it.